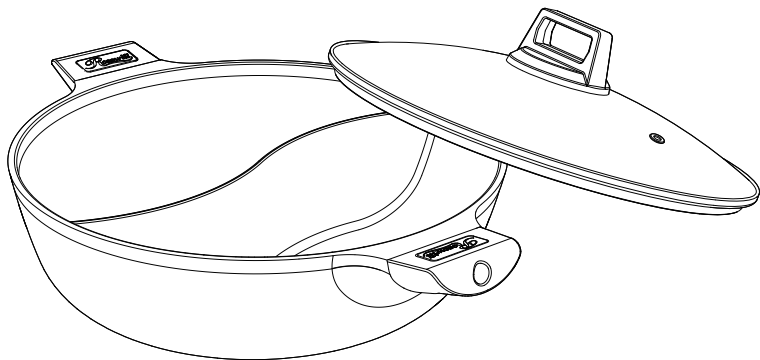




DUAL SIDED HOT POT

User Manual



Explore more at **Rosewill.**

CONTENTS

IMPORTANT SAFEGUARDS	1
PRODUCT DESCRIPTION	3
HOW TO USE	4
WARRANTY	5

IMPORTANT SAFEGUARDS

Important

Before using this product, please read and understand this instruction manual carefully, and keep it in a safe place; this product is only for use in homes or similar places.

Warnings

- **Do not** heat empty cookware on the stove or any other heat resource, as this will shorten the lifespan of the non-stick coating.
- **Do not** use sharp spatulas or metal utensils to avoid damaging the non-stick coating.
- Wooden, nylon, or silicone utensils are recommended for better non-stick performance and a longer lifespan.
- Always add oil or food before heating to maintain the non-stick performance.
- Handwashing your cookware will help extend its lifespan.
- Use a sponge or a soft cleaning cloth and non-abrasive cleaners to wash off all food residue during cleaning.
- **Do not** use cookware over a broiler, over a campfire, in a microwave, in an oven, or on a gas grill.
- Always allow cookware to cool completely before cleaning.
- **Do not** stack your non-stick cookware on top of each other. If you wish to nest your pans, separate them with a paper towel to protect the coating.

Warnings

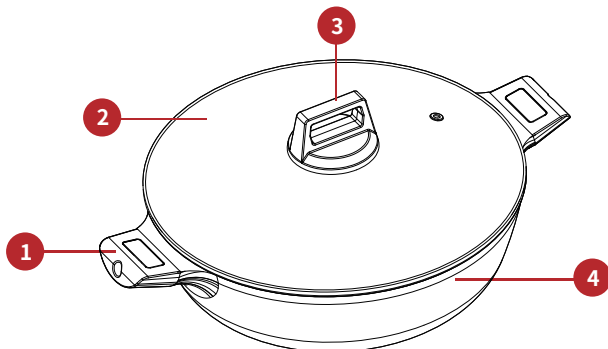
- **Do not** store food in the cookware. Please transfer any leftover food into a food container.
- The handles may become hot; please use oven mitts when necessary.
- If the handle is loose, please do not use the cookware. Prolonged use may loosen the screw; tighten it to prevent scalding accidents.
- **Do not** use acidic ingredients like vinegar or alkaline ingredients like baking soda, as they will affect the non-stick performance of the coating.
- Non-stick cookware is suitable for sautéing, shallow frying, and stir-frying.
- When cooking with an induction cooker, it is recommended to set the power to Low or Medium (500W–1000W) to prolong the non-stick performance lifespan of the coating if the induction cooker wattage exceeds 1800W.

PRODUCT DESCRIPTION

Directions for Use: The Dual Sided Hot Pot ensures effortless cooking with minimal oil, making it perfect for hot pot, frying, sautéing, and flipping delicate foods. It is easy to clean, durable, and compatible with all stovetops, promoting healthier meals and hassle-free cleanup.

Specification

Model	RHCW-24001LG, RHCW-24001DG
Capacity	4.2 QT
Non-stick Coating	PFAS Free, FDA certified
Dimensions	LxWxH: 446.15x333.71x183.97mm (17.56"x13.14"x7.24")
Weight	2.35kg (5.17lb)



1. Handle of Pot

2. Glass Lid

3. Handle of Glass Lid

4. Cooking Pot

HOW TO USE

- Before first use, wash the cookware thoroughly with warm, soapy water. Hand wash only. Rinse and dry completely.
- The Rosewill Dual Sided Hot Pot offers excellent heat distribution, so only low to medium heat is needed for cooking.
- If stubborn residues remain, pour hot water into the pot and soak with a little detergent to make cleaning easier. Please handle hot water carefully.

Precaution on Glass Lid and Pot

- Strong impacts or thermal shocks may cause the glass lid to crack or break.
- Direct contact with fire may cause the glass to crack or break.
- The glass lid and cooking pot are not recommended for use in ovens, microwaves and dishwashers.
- If the glass lid has been stored in the refrigerator for a prolonged period, allow it to thaw for at least 10 minutes or completely before cooking.
- Be careful of hot steam escaping from the steam outlet on the glass lid.
- This product is for household use only and is not recommended for industrial or commercial use.

WARRANTY

Register One (1) Year Limited Warranty

This One (1) Year Limited Warranty applies to purchases made from authorized retailers of Rosewill Inc. ("Rosewill") by the original appliance owner and is not transferable. Please visit www.rosewill.com to register your new Rosewill appliance. Failure to register your product will not diminish your warranty rights. You will be asked to provide the store name, date of purchase, model number (found on the back of your appliance) and serial number (found on the bottom of your appliance) along with your name and email address.

Warranty Service

To obtain warranty service, please contact our Consumer Care Department by email to techsupport@rosewill.com or call to 1-800-575-9885. We will try to contact you as soon as possible. If we are unable to resolve the problem, you may be asked to send your appliance to the Service Department for quality inspection. Rosewill is not responsible for shipping costs related to warranty service. When returning your appliance, please include your name, mailing address, email address, phone number, and proof of the original purchase date as well as a description of the problem you are encountering with the appliance.






Appliances need to be disposed of separately for scrap. Throwing them directly into the garbage is prohibited.



Explore more at ***Rosewill.***

Technical Support Information

 techsupport@rosewill.com  1-800-575-9885  www.rosewill.com

Thank you for purchasing a quality Rosewill product.

Please register your product at www.rosewill.com for complete warranty information and support for your product.